

Outdoor Whirlwind

May 2018



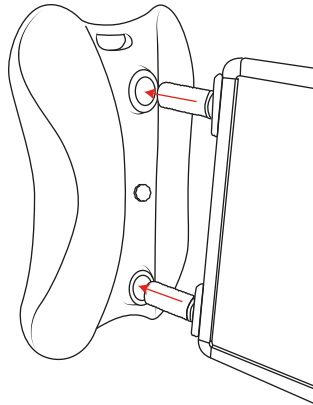
FOR ATTENTION

NOTE: 25 litres of water is required in order to withstand wind speeds of 13-18mph (12-29kmh) approximately

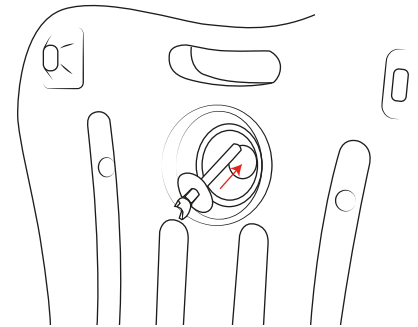
NOTE: It is the responsibility of the site owner to ensure that all signs and display boards comply with all local By Laws and Highway Regulations. To move the sign when assembled and base filled with water / sand, it is recommended that the frame is tilted onto the wheels and pulled / pushed along by holding the top corner of the frame. The handle on the base is not to be used when the base has been filled with water/sand.

Take care not to move the sign over high steps or curbs as damage may be caused to the wheels. Always position the sign on a flat even surface.

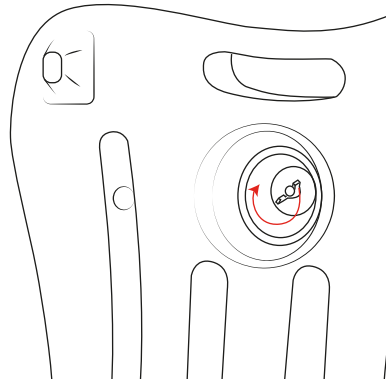
1



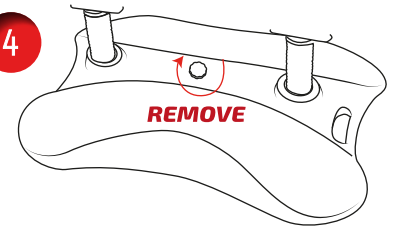
2



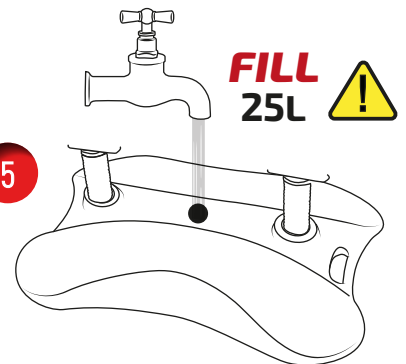
3



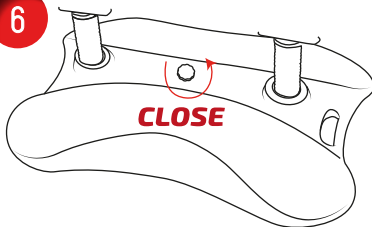
4



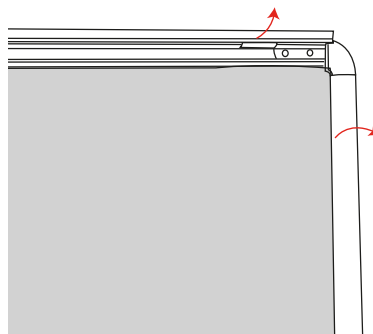
5



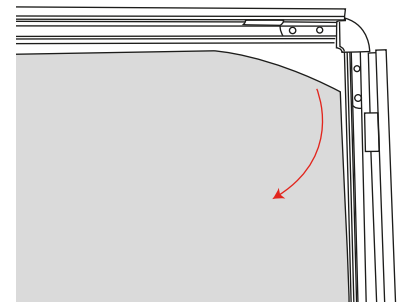
6



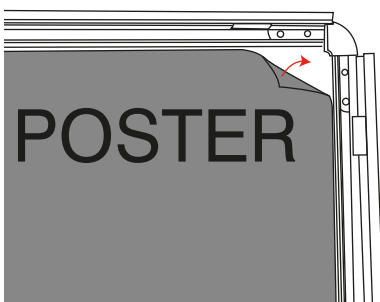
7




8



9



10



11

